

READYMADE KITCHENS

SUPERB READYMADE KITCHENS TRADE PRICE LIST

WWW.READYMADEKITCHENS.CO.UK | ☎ 01543 483662

ALL PRICES EXCLUDE VAT.

JANUARY 2023

Our kitchen cabinets are rigid built, and supplied ready to fit. All are manufactured from 18mm thick board with no loose or wobbly backs. Choose from oak effect, dust grey, ivory, cashmere, porcelain, white, light grey or graphite. All prices include relevant fascias.

MILLBROOK WOODGRAIN SHAKER DESIGN

DOOR SPECIFICATION

Description:	Shaker - 5 piece frame with v-groove
Finish	Open grained planked Ash effect foil
Base Material	MDF wrapped in Alkorcell
Door Thickness	22mm
Frame Width	93mm
Reverse Colour	As Face



**HIGH
QUALITY
TRADE KITCHENS**



BOSCH

Invented for life

**AMAZING PRICES ON A FULL
RANGE OF BOSCH APPLIANCES**



**SINGLE
OVEN**
HHF113BROB

£212



**DOUBLE
OVEN**
MHA133BROB

£443



**INDUCTION
HOB**
PUG61RAA5B

£227



**INTEGRATED
DISHWASHER**
SMV21TX18G

£282

**CONTACT US FOR TRADE PRICES
ON ALL BOSCH APPLIANCES**

12 UNIT EXAMPLE

- 1 x 500mm BASE UNIT
- 1 x 800mm BASE UNIT
- 1 x 1000mm CORNER BASE UNIT
- 1 x 500mm 3 DRAWER BASE UNIT
- 1 x 600mm BASE OVEN HOUSING
- 1 x 300mm BASE UNIT
- 1 x 500mm WALL UNIT
- 1 x 500mm WALL UNIT
- 1 x 600mm CORNER WALL UNIT
- 1 x 300mm WALL UNIT
- 1 x 500mm WALL UNIT
- 1 x 300mm WALL UNIT

Includes units & doors, excludes accessories

**£1388
+ VAT**



VISIT OUR WEBSITE: WWW.READYMADEKITCHENS.CO.UK | ☎ 01543 483662 | ALL PRICES EXCLUDE VAT.



BASE UNITS 720H x 560D | DRAWER UNITS 720H x 560D (All unit prices include relevant fascias).

BH15 150 BASE	BH30 300 BASE	BH35 350 BASE	BH40 400 BASE	BH45 450 BASE	BH50 500 BASE	BH55 550 BASE	BH60 600 BASE	BH80 800 BASE	BH90 900 BASE	BH100 1000 BASE	BH110 1100 BASE	BH120 1200 BASE	D503 500 3 DRAWER	D504 500 4 DRAWER	D603 600 3 DRAWER	D604 600 4 DRAWER	D803 800 3 DRAWER	D903 900 3 DRAWER	D1003 1000 3 DRAWER
£61	£89	£91	£94	£97	£100	£105	£106	£142	£146	£150	£153	£160	£281	£317	£290	£328	£352	£377	£402

CORNER BASES, OVEN HOUSINGS & LARDER UNITS 1970H x 560D

CBH40 800 CORNER BASE (400)	CBH45 900 CORNER BASE (450)	CBH50 1000 CORNER BASE (500)	CBH60 1000 CORNER BASE (600)	CBHL90 L-SHAPED CORNER BASE (900)	BUOH 600 BASE UNIT OVEN HOUSING	MOH60S 600 SINGLE OVEN HOUSING	MOH60D 600 DOUBLE OVEN HOUSING	MOH602 600 DOUBLE OVEN 2 DRAWER	MOH601 600 OVEN & COMBI 1 DRAWER	MF73 70/30 FRIDGE HOUSING	MF55 50/50 FRIDGE HOUSING	ML30 300 LARDER UNIT	ML40 400 LARDER UNIT	ML50 500 LARDER UNIT	ML60 600 LARDER UNIT
£147	£149	£151	£154	£210	£81	£194	£189	£301	£250	£213	£210	£197	£201	£214	£219

WALL UNITS & CORNER WALL UNITS 720H x 300D

MWM60 600 MICROWAVE UNIT	MW30 300 WALL	MW35 350 WALL	MW40 400 WALL	MW45 450 WALL	MW50 500 WALL	MW55 550 WALL	MW60 600 WALL	MW80 800 WALL	MW90 900 WALL	MW100 1000 WALL	VCWM60 600 CORNER	LCWM60 600 L CORNER	DCWM60 600 DIAGONAL	MWG50 500 GLASS UNIT	GLA5 500 GLASS SHELVES
£121	£79	£79	£80	£82	£84	£87	£88	£122	£128	£132	£134	£167	£132	£95	£29

TOP BOXES 290H x 300D

TBL50 500 TOP BOX	TBL60 600 TOP BOX	TBL80 800 TOP BOX	TBL90 900 TOP BOX	TBL100 1000 TOP BOX
£93	£97	£109	£113	£116

TRIMS & PANELS

3000mm CORNICE	3000mm PELMET	3000mm PLINTH	780 x 360 WEP	900 x 650 ESP	2400 x 650 TEP	900 x 600 ESP	2800mm PLINTH
£26 _{MM}	£17 _{MM}	£29 _{MM}	£21 _{MM}	£40 _{MM}	£75 _{MM}	£21 _{MFC}	£18 _{MFC}

ACCESSORIES

CUTLERY TRAY 500 - 600	CUTLERY TRAY 800 - 1000	FITTING KIT	EXTRA PAIR OF HINGES	H1 HANDLE
£15	£25	£40	£8	£8

ADDITIONAL DOORS

450 x 596	715 x 296	715 x 346	715 x 396	715 x 446	715 x 496	715 x 546	715 x 596	895 x 596	980 x 596	1245 x 296	1245 x 596
£26	£28	£28	£28	£29	£30	£30	£31	£33	£38	£35	£48

CARCASS COLOURS

U702 CASHMERE	U732 DUST GREY	U961 GRAPHITE	U104 IVORY	U708 LIGHT GREY	H3368 OAK



W1200 PORCELAIN



W980 WHITE

VISIT OUR WEBSITE:
WWW.READYMADEKITCHENS.CO.UK
 01543 483662 | ALL PRICES EXCLUDE VAT.

MM = MATCHING MATERIAL MFC = CABINET MATERIAL



CASHMERE



DUST GREY



HERITAGE GREEN



INDIGO



LIGHT GREY



PORCELAIN

COLOURS AVAILABLE



CASHMERE



DUST GREY



GRAPHITE



HERITAGE GREEN



INDIGO



IVORY



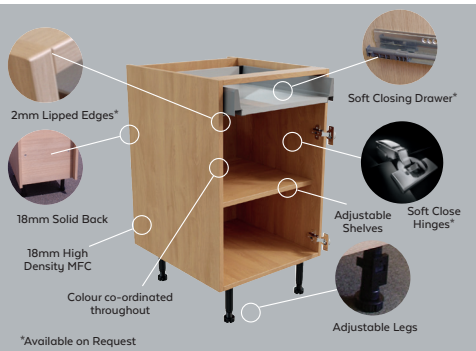
LIGHT GREY



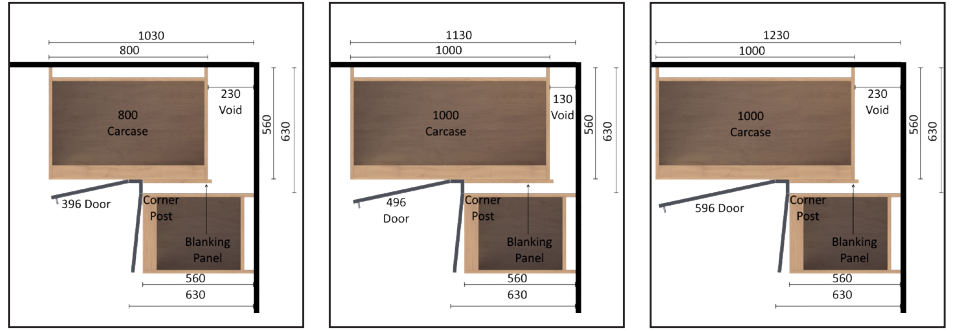
MUSSEL



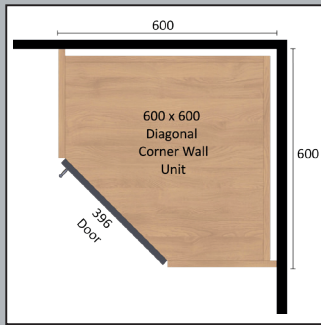
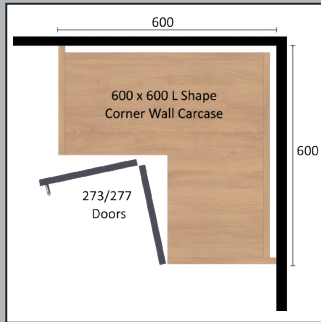
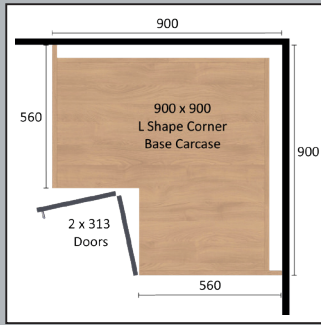
PORCELAIN



CONVENTIONAL CORNER BASE UNITS

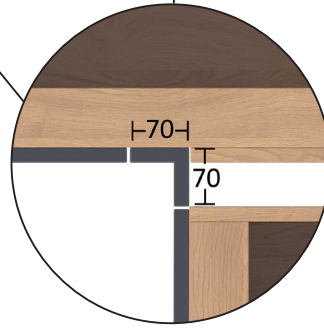


CORNER ARRANGEMENTS



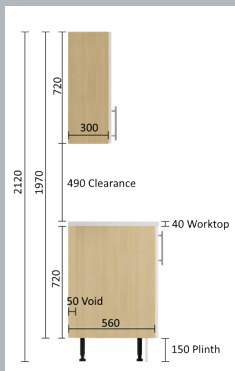
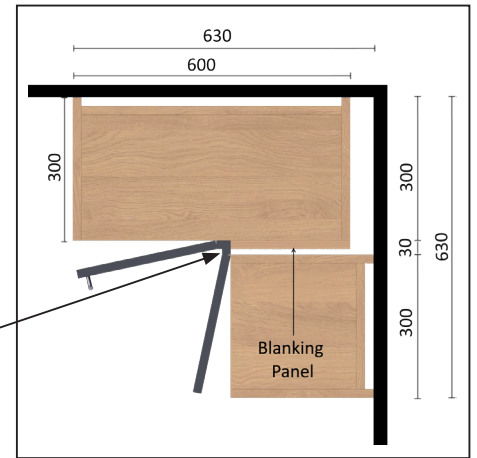
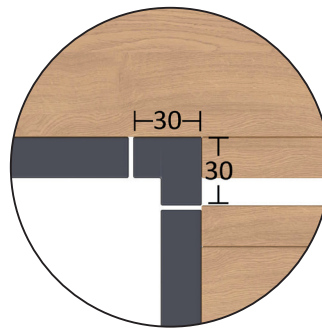
WE RECOMMEND ONLY 'L' SHAPE & SPY CORNER WALL UNITS BE PLANNED ABOVE 'L' SHAPE BASE UNITS WHEN CONTINUING A ROW OF WALL UNITS AROUND A CORNER.

WE RECOMMEND ONLY CONVENTIONAL WALL UNITS TO BE PLANNED ABOVE CONVENTIONAL BASE UNITS.



CONVENTIONAL CORNER WALL SET-UP

WE RECOMMEND ONLY CONVENTIONAL CORNER BASE UNITS BE PLANNED UNDER CONVENTIONAL WALL UNITS.



MOH60S	MOH60D	MOH602	MOH601	MF55	MF73	ML30	ML40	MF50	ML60
Single Oven	Double Oven	Double Oven 2 Drawer	Double Oven & Combi	Fridge, Freezer 50/50	Fridge, Freezer 70/30	300 Larder Unit	400 Larder Unit	500 Larder Unit	600 Larder Unit